



TATRA TAKES YOU FURTHER



**TATRA  
PHOENIX**

**MADE FOR  
EXTREME TERRAIN**





**TATRA  
PHOENIX**

# TATRA TAKES YOU FURTHER

ALL-TERRAIN VEHICLES

The **TATRA PHOENIX** maintains the unrivalled chassis concept of a central backbone tube that has made TATRA trucks indispensable helpers in the most difficult conditions on our planet for decades. TATRA is no longer just a synonym for a „strongman“ helping you finding your way, but blazing it for you. The TATRA PHOENIX model has become a versatile workhorse that hums along in both difficult terrain and the smoothest roads.



**TATRA IN ACTION**

VIDEO IS WORTH A THOUSAND WORDS,  
SEE FOR YOURSELF.  
[YOUTUBE.COM/TATRATRUCKS](https://www.youtube.com/tatratrucks)





# BENEFITS

## TATRA WILL HELP YOU SOLVE MANY PROBLEMS

What does the motto „*TATRA TAKES YOU FURTHER*“ mean to us? It's our philosophy that we wake up with in the morning and put into every detail of our work. Where others see obstacles, TATRA sees a challenge. It's an idea that we want to imprint on all TATRA vehicles, to get you not just further, but anywhere, anytime, in whatever the conditions.

That's why customers depend on TATRA vehicles for the harshest conditions and know it will never let them down.



Do you want to offer your clients reliable transport in any weather (snow, ice, rain...)?



Do you find yourself needing to get around mountainous areas, on forest or dirt roads, or where there are no roads at all?



Do you have a fleet of vehicles designed primarily for asphalt roads but, to be on the safe side, you want a vehicle that can be sent out on any terrain?



Are you looking for one versatile chassis that can handle a wide range of jobs in all types of terrain?



Are you looking for a vehicle that will reliably serve you for 10 years or more?



Do you want to offer drivers and cargo comfort and speed even in the most difficult terrain?



Do you want to have a vehicle tailored to your requirements?



Do you need to optimize transport costs in difficult terrain?



Do you want to eliminate the risk of damage to the drive train, suspension and superstructure in heavy traffic?





# DISCOVER OUR EXCELLENCE

## UNIQUE TATRA SOLUTION

Creativity and genius make the best designers - that's TATRA. Clear and visionary ideas, together with a passionate heart, have been written in gold in the history of automotive design as the **TATRA VEHICLE CONCEPT**. What is the secret?

TATRA offers a unique chassis concept that was born in the 1920s and has not yet been surpassed. Take a look at our individual technical designs.



## Custom production



- Production of special one-piece designs.
- Individual customer approach.

## Central backbone tube



- Powertrain protection. The propeller shafts are housed in a central backbone tube.
- The subframe can be discarded, saving up to 1.5 tons for 8x8 units.
- Extreme chassis resistance to bending and torsional stresses.
- Protecting the air bellows from damage.



## Independently swinging half-axes



- Higher terrain speed.
- Lower stress on the vehicle frame and superstructure, and the ability to negotiate even very difficult terrain.
- Reducing vibration by up to 30% lower than on a rigid axle vehicle on a panel road.
- Low tilting torque, high driving stability.

## Mechanical all-wheel drive



- Chassis modularity 4 × 4 – 18 × 16.
- Unlike the hydraulic front-wheel drive, the TATRA concept allows the front axle to be driven at speeds over 30 km/h.
- Lower servicing requirements.

## All-axle steerable option




- Wheels can be turned in part or whole in the same or opposite direction.
- Reduced turning radius.
- Improved manoeuvrability in narrow and confined spaces (dense buildings, etc.).

## Air suspension on all axles



- Vibration reduction.
- Steered drive axle load capacity up to 11.5 tons.
- High ride comfort when driving off-road.
- Zero wheel camber - increased tire life.
- Weight savings, enhanced steering angle, i.e. reduced turning radius, increased tire life.

## Central tire inflation system (CTIS)



- Tire pressure control from the driver's cab.
- Deflating, inflating wheels.
- Complete line to the wheels inside the axle.

## Large approach angle



- When using 315/80 R22,5 x- 31° tires.
- When using 16,00 R20 to 35° tires.

# CHASSIS

## UNIQUE TATRA CHASSIS DESIGN

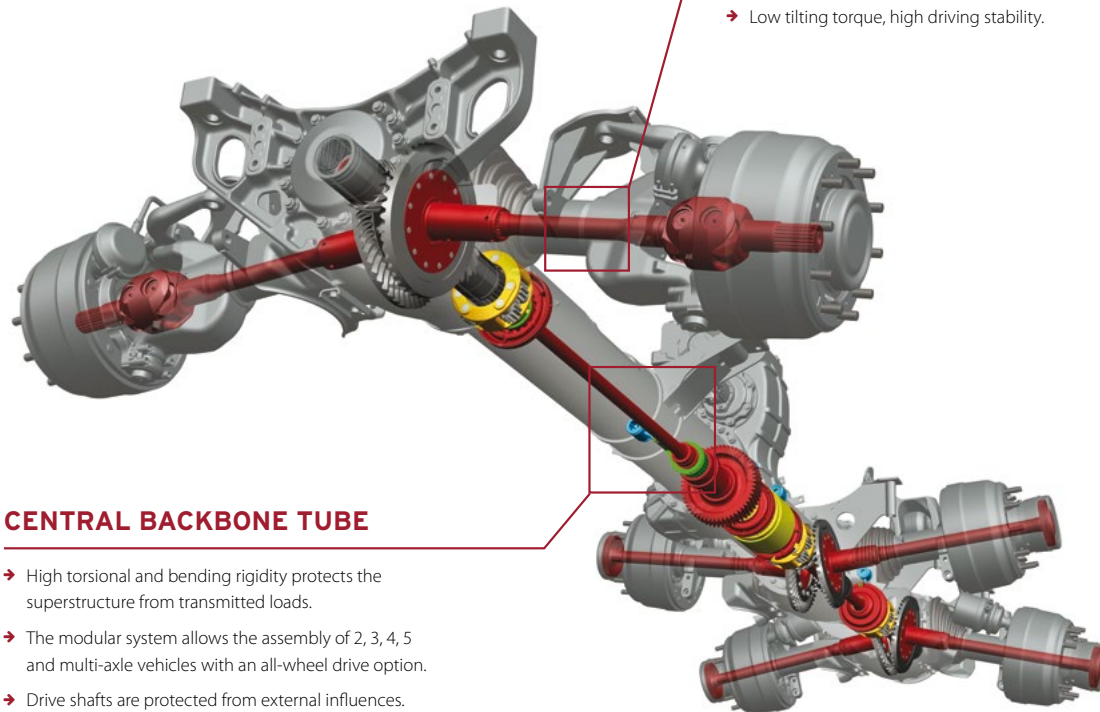
As a characteristic element, the TATRA chassis features the central backbone tube, which houses the individual drive shafts and differentials. This unique solution is complemented by **independent swinging half-axes**, which give TATRA trucks unsurpassed driving characteristics.

### WHEELBASE OPTIONS:

<b>4x4</b>	3700 mm
<b>6x6</b>	3440, 3900, 4500 mm
<b>8x8 (8x6)</b>	2300, 2560, 2950 mm


### INDEPENDENTLY SWINGING HALF-AXLES

- Vibrations reduced by up to 30% lower than on a rigid axle vehicle on a panel road.
- Low tilting torque, high driving stability.



### CENTRAL BACKBONE TUBE

- High torsional and bending rigidity protects the superstructure from transmitted loads.
- The modular system allows the assembly of 2, 3, 4, 5 and multi-axle vehicles with an all-wheel drive option.
- Drive shafts are protected from external influences.
- High durability and low servicing costs.



### Benefits

The Tatra chassis concept represents a unique solution that brings a number of advantages over the conventional fixed chassis


- developed for difficult terrain conditions
- extraordinary go-anywhere ability
- high riding comfort
- high transport speed in difficult terrain
- high vehicle stability when cornering and driving on slopes
- minimal maintenance and minimal powertrain damage
- high chassis rigidity thanks to the central backbone tube
- powertrain shafts are located in the backbone tube and are thus protected from external influences

### HOW IT WORKS...

LOOK AT THE TATRA CHASSIS VIDEO  
[YOUTUBE.COM/TATRATRUCKS](https://www.youtube.com/tatratrucks)







# ENGINES

## PACCAR MX-11, MX-13

The TATRA PHOENIX uses modern **PACCAR MX-11 and MX-13** series engines, building on more than 50 years of experience in diesel engine design for demanding applications. They use state-of-the-art technologies and designs that offer high power and torque values with optimum performance over a wide speed range.

**PACCAR MX** engines are available in **Euro 3, Euro 5 and Euro 6** emission standards.


- wide range of power variants
- optimum torque profile over a wide speed range
- highly efficient engine brake
- optional accessories for specific operations
- low fuel consumption
- advanced engine control electronics

<b>PACCAR MX-11</b>	270, 300, 330 kW
<b>PACCAR MX-13</b>	315, 355, 390 kW

# TRANSMISSIONS

## PERFECT MATCH WITH THE CHASSIS

The TATRA PHOENIX vehicles can be equipped with both **manual, automated and modern automatic transmissions** from top world manufacturers **ZF and Allison**.



As an integral part of the chassis support structure, these truck models also feature the **TATRA auxiliary transmission** (drop box), which is connected to the central backbone tube and, thanks to a wide variability of gear ratios, allow you to choose the most optimal variant for operation according to your needs.

- gearing variations tailored to specific needs
- manual, automated and automatic transmissions
- wide range of optional variants (Power Take Off, cooler, etc.)
- perfect match with the TATRA chassis





# ANYTIME ANYWHERE

TATRA TAKES YOU FURTHER

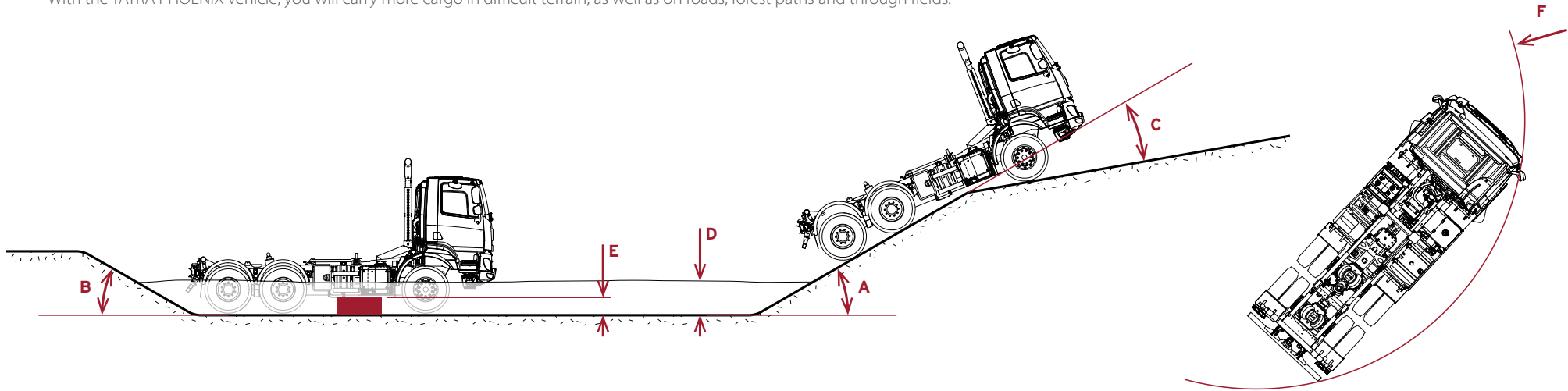
The mission of TATRA PHOENIX vehicles is to overcome the toughest terrain obstacles. Thanks to its unique chassis concept, the TATRA PHOENIX pushes the limits of off-road driving to an unbeatable level.





# EXCELLENT PASSAGE IN DIFFICULT TERRAIN

With the TATRA PHOENIX vehicle, you will carry more cargo in difficult terrain, as well as on roads, forest paths and through fields.



CHASSIS CONFIGURATION	MAX. GVW (tons)	MAXIMUM TECHNICAL AXLE LOAD (tons)	MAX. GCW (tons)	WHEELBASE (mm)	A APPROACH ANGLE	B DEPARTURE ANGLE	C RAMP ANGLE	D FORDING DEPTH (mm)	E GROUND CLEARANCE (mm)	F CONTOUR RADIUS (m)
4 x 4	20	10+10	50	3 700	29°	26°	22°	800	307	<b>8,3</b>
6 x 6	34	10+13+13	70	3 440	30°	<b>32°</b>	27°		302	8,7
8 x 8	50	10+10+16+16	74	2 300	<b>31°</b>	31°	<b>41°</b>		<b>310</b>	11

\*The data applies to the chassis configuration under the tipper







# COMFORT & SAFETY

## INTERIOR AND CAB

The comfortable cab of the **TATRA PHOENIX** is equipped with all important controls and is available in both a short (day) version and an extended (sleeper) version with one or two berths and enlarged interior space.





TATRA SERVICE PLUS,  
SERVICE SCHOOL, PARTS  
14-15

EXAMPLES  
12-13

INTERIOR, COMFORT  
AND SAFETY  
10-11

TERRAIN  
PERMEABILITY  
08-09

CHASSIS, ENGINES,  
TRANSMISSIONS  
06-07

UNIQUE TATRA  
SOLUTION  
04-05

INTRODUCTION,  
BENEFITS  
02-03

# INTERIOR

The TATRA PHOENIX has primarily the driver in mind. The comfortable and state-of-the-art cab offers you everything where it's needed most. Ergonomically designed air-cushioned seats ensure a healthy seating position throughout a demanding day.

# EXTERIOR

The TATRA PHOENIX cab offers a number of practical improvements that increase the comfort and safety of the cab, not to mention the view.



The comfortable air-cushioned Luxury Air driver's seat features backrest and seat cushion ventilation.



Aluminium roof hatch.



Electronically operated twin mirrors in the cab colour.



Reversing camera for a better view of what's happening behind the vehicle



Automatic transmission control.



Touchscreen radio, GPS, HDMI, Bluetooth, Handsfree, parking camera.



Protective grilles for LED headlamps and fog lamps.



Folding anti-slip platform for better windscreen accessibility.



Retractable side blinds on the driver and front passenger side.



Leather-wrapped steering wheel rim.



Sun visor reducing sunlight penetration and preventing the cab from overheating.



Extra mirrors provide a clear view of the truck's surroundings.



# THE BEST IN THE TOUGHEST TERRAIN

## TATRA PHOENIX

For confident and safe off-road operation, the TATRA PHOENIX is equipped with **all-axle and inter-axle differential locks** and optional front-wheel drive so you can enjoy all the benefits of a fully powered vehicle whatever the conditions require. As an invaluable aid in vehicle operation, these models also feature **electronic air suspension management**, which optimally controls air consumption, compressor operation, and effectively contributes to reduced fuel consumption.



## Construction



Earthmoving and excavation work for constructing building foundations. Removing soil from hard-to-reach areas. Field work even in adverse weather conditions.

## Agriculture



Transporting huge volumes in the shortest possible time, in any weather, on any terrain.



## Municipal service



Maintenance and cleaning of roads in mountain and foothill areas with high annual snowfall and risk of ice.

## Mining works



Transporting heavy loads on the unpaved roads of mine works.

## Difficult to access areas



Transporting materials in areas with high elevations and a high proportion of heavy primary terrain.

## Forestry



Loading and moving timber harvested from the most inaccessible forests.

## Firefighters



TATRA PHOENIX special firefighting trucks operate in the widest range of conditions.

## Special projects



Chassis for special body types that require a large installation area, high load capacity and excellent off-road driving characteristics.





# TATRA SERVICE PLUS™

## NO-RISK BUSINESS

TATRA SERVICE PLUS™ is a service package where customers determine the scope of services and servicing support. It gives them consolidated and planned service expenses and a reduced risk of vehicle inoperability.

It also increases the resale value.

1. When buying a new vehicle, we offer the option of an extended warranty for **up to three years of full warranty**.
2. Training in the correct handling and driving of the vehicle off road on a proving ground with professional trainers.
3. Customer service **tailored to customer requirements** and selection of preferred services.
4. We provide **a free replacement vehicle\*** or financial compensation for the duration of the repair.

\* Offer valid only for service contracts.

1. EXTENDED WARRANTY

2. DRIVER TRAINING

4. MOBILITY GUARANTEE

3. SERVICE CONTRACTS





# TATRA TRUCKS TRAINING CENTRE

## SERVICE SCHOOL

The TATRA TRUCKS Training Centre provides specialized service training to suit your needs. We provide professionalism and have many years of experience in top-level training.

- training for users and service specialists
- the classrooms of the Training Centre are equipped with special teaching modules
- expert staff – instructors with many years of experience
- training on site at the customer possible
- individual approach (training according to specific customer requirements)
- providing unique care at the manufacturer level



# ORIGINAL SPARE PARTS

## WILL TAKE YOU FURTHER

We are all originals, so there is no reason to resort to substitutes. If you want to maintain the original driving, operating and economic characteristics of your TATRA vehicles, use only genuine TATRA spare parts for the service life of your truck.

### Why use only genuine TATRA parts:

- high quality
- TATRA certificate
- TATRA TRUCKS a.s. OEM
- maximum reliability
- 100% functionality
- safety guarantee
- maximum service life
- tested according to the strictest standards





TATRA TAKES YOU FURTHER

**TATRA**  
**PHOENIX**

TATRA TRUCKS a.s.

Areál Tatry 1450/1  
742 21 Kopřivnice  
Česká republika

+420 556 491 111

    
@TATRATRUCKS

[WWW.TATRATRUCKS.COM](http://WWW.TATRATRUCKS.COM)